

SHEILANDWILL JIG

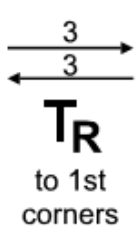
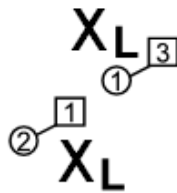
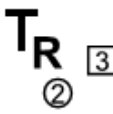
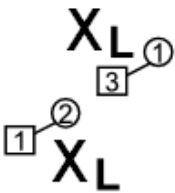
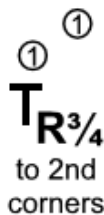
A jig for 3 couples in a 4 couple set

BARS

- 1 – 6 1st couple lead down the middle for 3 steps and back up for 3 steps, to finish in 2nd place in the middle, 2nd couple step up on 3 – 4.
- 7 – 8 1st couple turn with right hand to 1st corners.
- 9 – 10 1st couple and 1st corners change places left hand.
- 11 – 12 1st corners turn each other once round, right hand.
- 13 – 14 1st corners and 1st couple change places left hand.
- 15 – 16 1st couple turn right hand three quarters to 2nd corners.
- 17 – 24 Repeat bars 9 – 16 with 2nd corners but on last 2 bars, 1st couple turn with right hand to their own sides.
- 25 – 32 2nd, 1st & 3rd couple circle to the left and back.

Repeat from 2nd place.

Devised by James McMillan for Sheila MacMillan and Willie Stevenson,
members of the Shawlands class

SheilandWill Jig		J McMillan		8 x 32 Jig		
					<p>R with 2nd corners 1s turning to 2nd place own sides</p>	<p>2 1 3</p> 