

MISS SHONA ARMOUR

A jig for 4 couples

BARS

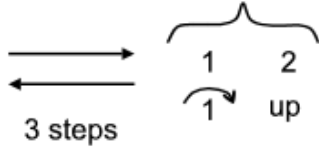
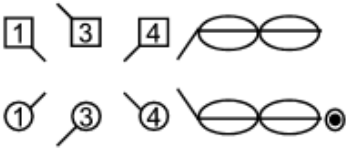
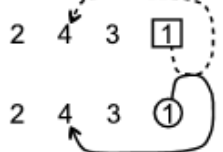
- 1 – 8 1st couple lead down the middle for 3 steps, back up for 3 steps.
1st couple cast off one place as 2nd couple step up on bars 7 – 8.
- 9 – 12 1st, 3rd and 4th couples dance a half reel of three on the sides, to begin:-
1st couple dance down and in, 3rd couple up and out to begin.
- 13 – 16 1st couple approach each other [1 step], face down and dance out [1 step]. 1st couple cast up to 2nd place as 4th and 3rd couples step down on bars 7 – 8.
- 17 – 20 2nd and 1st couples dance right hands across in a wheel half way, and set.
- 21 – 24 2nd and 4th couples dance left hands across in a wheel half way, and set.
- 25 – 28 2nd and 3rd couples dance right hands across in a wheel half way and all **four** couples set.
- 29 – 32 1st, 4th, 3rd and 2nd couples turn once round with the right hand, all finishing on the opposite side.

After each turn, the top of the set is reversed. The new top couple [the original 2nd couple] begin by leading “down”.

Tune:- Roaring Jelly J O'Neill

Dance devised by James McMillan for his granddaughter

MISS SHONA ARMOUR

Miss Shona Armour		J McMillan	4 x 32 Jig
			
<div> <div>2</div> <div>1</div> <div>2 1</div> </div> <div> <div>2</div> <div>1</div> <div>RA S</div> </div>	<div> <div>2</div> <div>4</div> <div>2 4</div> </div> <div> <div>2</div> <div>4</div> <div>LAS</div> </div>	<div> <div>2</div> <div>3</div> <div>2 3 1 4 3 2</div> </div> <div> <div>2</div> <div>3</div> <div>RA S</div> </div>	<div> <div>1 4 3 2</div> </div> <div> <div>T_R</div> </div>
<div> <div>1 4 3 2</div> <div>to</div> <div>1 4 3 2</div> </div>	Repeat from bottom with 2s leading	Repeat from top with 3s leading	Repeat from bottom with 4s leading