

CONNIE'S FANCY

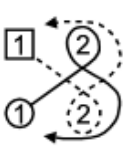
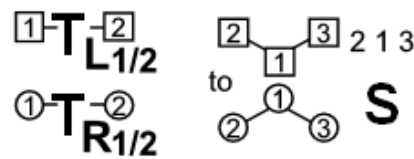
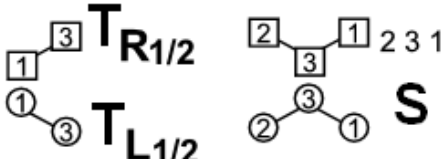
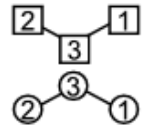
A jig for 3 couples in a 4 couple set

BARS

- 1 – 8 1st couple dance a figure of eight round the standing 2nd couple, crossing down to begin.
- 9 – 10 1st and 2nd man giving right hands, 1st and 2nd ladies giving left hand, turn to finish with 1st couple back to back in the middle, retain hands and join up with 3rd couple in double triangle positions.
- 11 – 12 2nd, 1st and 3rd couples set.
- 13 – 14 1st and 3rd men change places left hand as 1st and 3rd ladies change right hand. 3rd couple join up with 2nd couple in double triangle positions.
- 15 – 16 2nd, 3rd and 1st couples set.
- 17 – 20 2nd, 3rd and 1st men dance left hands across, while 2nd, 3rd and 1st ladies dance right hands across.
- 21 3rd couple change wheels [lady passing in front of partner].
- 22 1st couple change wheels [lady passing in front of partner].
- 23 2nd couple change wheels [lady passing in front of partner].
- 24 3rd couple, with nearer hands joined, start dancing up the middle
- 25 – 28 3rd, followed by 1st and 2nd couples dance to the top and cast off on opposite side.
- 29 – 32 2nd, 1st and 3rd couples set, and cross over giving right hands to partner.

Repeat from 2nd place.

Devised by James McMillan 2000 for Constance Freeland, loyal and regular member of Jimmy's class.

Connie's Fancy	J McMillan	8 x 32 Jig
		
 <p>on bar 4 3s change wheels on bar 5 1s change wheels on bar 6 2s change wheels</p>	<p>3 1 2 3 1 2</p> <p>← ↷</p> <p>to top to</p>	